

QuestWall Sketch Grid

1. Use the module codes to indicate which MODULES you'd like to include in your QuestWall.
2. Follow the guidelines on page 2 to select COLORS for your QuestWall
3. Submit your sketch for a QUOTE!




Date: _____

Project: _____

Location: _____

Dealer: _____

Quote #: _____



add appx 1" to height for glide

36" w Modules



SC (Storage Cabinet)



DS (Display Shelving)



FH (Focus Hub)



MT (Maker Table)



SM (Seated Makerspace)



STM (Standing Makerspace)

60" w Modules




GS (Game Station)



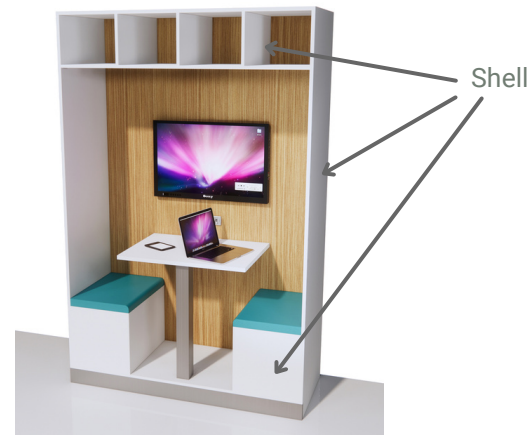
CB (Collaboration Booth)

QuestWall Color Selections

Standard Shell Color: White. For alternate solid color or wood grain shell, indicate in notes to right and a quote will be provided.



White



Notes

Standard Accent Colors: Circle 2 solid colors for all spots and surround trim. Indicate with an * which of the two colors you would like utilized specifically for trim, if any of your units include trim pieces. . Make any notes to the right.



Chrome Yellow



Clementine



Stop Red



Cassis



Matrix Blue



Spectrum Blue



Vibrant Green



Spectrum Green




Zen Gray



Fog



Graphite



Units with Surround Trim
Game Station/Media Space

Notes

Standard Shelving Color: Circle 1 solid color for shelving. For additional colors, make notes to the right to request a quote.



Chrome Yellow



Clementine



Stop Red



Cassis



Matrix Blue



Spectrum Blue



Vibrant Green



Spectrum Green



Zen Gray



Fog



Graphite



Units with Shelves
Display Shelving

Notes
